

TRIGLYCERIDES FL

TR F100 CH	2 x 50 ml
TR F400 CH	4 x 100 ml
TR 100F CH	4 x 250 ml

INTENDED USE

Reagent for quantitative *in vitro* determination of triglycerides in biological fluids.

SUMMARY OF TEST

In human nutrition, triglycerides are the most prevalent glycerol esters encountered. They constitute 95% of tissue storage fat and are the predominant form of glycerol ester found in plasma. The fatty acid residues found in mono-, di-, or triglycerides vary considerably and usually include combinations of the long-chain fatty acids. Triglycerides undergo digestion in the duodenum and proximal ileum: through the action of lipases and bile acids, they are hydrolyzed into glycerol and fatty acids.

PRINCIPLE OF THE METHOD

Triglycerides are hydrolyzed by lipoproteinlipase to produce glycerol and free fatty acids. The glycerol participates in a series of coupled enzymatic reactions, in which glycerol kinase / glycerol phosphate oxidase are involved and H₂O₂ is generated. H₂O₂ reacts with TOPS and 4-aminoantipyrine in the presence of peroxidase to form a quinoneimine dye. The intensity of color formed is proportional to the triglycerides concentration and can be measured photometrically at 546 nm.

KIT COMPONENTS

For *in vitro* diagnostic use only.

The components of the kit are stable until expiration date on the label at 2-8°C.

Keep away from direct light sources.

TRIG R1 **F100: 2 x 50 ml (liquid) blue cap**
F400: 4 x 100 ml (liquid) blue cap
100F: 4 x 250 ml (liquid) blue cap

Composition: Good's buffer pH 6.80, ATP 2 mM, GK > 300 U/l, POD > 1000 U/l, LPL > 1000 U/l, GPO > 2000 U/l, TOPS 3 mM, 4-AAP 0.3 mM, surfactants and stabilizers.

Standard: glycerol equivalent to 200 mg/dl - 5 ml

Store all components at 2-8°C.

MATERIALS REQUIRED BUT NOT SUPPLIED

Current laboratory instrumentation. Spectrophotometer UV/VIS with thermostatic cuvette holder. Automatic micropipettes. Glass or high quality polystyrene cuvettes. Saline solution.

REAGENT PREPARATION

Use reagent ready to use.

Stability: up to expiration date on labels at 2-8°C.

Stability since first opening of vials: use preferably within 60 days at 2-8°C.

PRECAUTIONS

TRIG R1: Warning. Causes serious eye irritation

(H319). Causes skin irritation (H315). Wear protective gloves. Eye protection (P280). IF ON SKIN: Wash with plenty of water (P302+P352). IF IN EYES: Rinse cautiously with water for several minutes. Remove contact lenses, if present and easy to do. Continue rinsing (P305+P351+P338). If eye irritation persists: get medical advice (P337+P313).

Standard: It is not classified as hazardous.

SPECIMEN

Specimens should not be obtained for triglyceride determination unless the patient has been fasting for 10 to 14 h. Either serum or EDTA plasma can be used to determine triglycerides. When EDTA plasma is used, the plasma value is converted to the equivalent serum value by multiplying the plasma value by 1.03. Store specimens at 4°C before analysis. Specimens are stable at 4°C for 3 days, frozen at -20°C for two weeks, or frozen at -70°C for longer periods. Lipemic specimens may require warming to 37°C and vigorous mixing before analysis, especially if they have been frozen.

TEST PROCEDURE

Wavelength:	546 nm (allowed 510 nm)		
Lightpath:	1 cm		
Temperature:	37°C		
dispense:	blank	standard	sample
reagent	1 ml	1 ml	1 ml
water	10 µl	-	-
standard	-	10 µl	-
sample	-	-	10 µl

Mix, incubate at 37°C for 5 minutes.
Read absorbances of standard (As) and samples (Ax) against reagent blank.

RESULTS CALCULATION

serum/plasma sample:

triglycerides mg/dl = Ax/As x 200 (standard value)

EXPECTED VALUES

desirable: < 200 mg/dl (2.26 mmol/l)

Each laboratory should establish appropriate reference intervals related to its population.

QUALITY CONTROL AND CALIBRATION

It is suggested to perform an internal quality control. For this purpose the following human based control sera are available:

QUANTINORM CHEMA

with normal or close to normal control values

QUANTIPATH CHEMA

with pathological control values.

If required, a multiparametric, human based calibrator is available:

AUTOCAL H

Please contact Customer Care for further information.

TEST PERFORMANCE

Linearity

the method is linear up to 1000 mg/dl.

If the value is exceeded, it is suggested to dilute sample 1+9 with saline and to repeat the test, multiplying the result by 10.

Sensitivity/limit of detection (LOD)

the limit of detection is 0.69 mg/dl.

Interferences

no interference was observed by the presence of:

hemoglobin	≤ 150 mg/dl
bilirubin	≤ 18 mg/dl

Precision

intra-assay (n=10)	mean (mg/dl)	SD (mg/dl)	CV%
sample 1	109.61	1.02	0.93
sample 2	214.62	1.10	0.51

inter-assay (n=20)	mean (mg/dl)	SD (mg/dl)	CV%
sample 1	108.64	3.31	3.05
sample 2	210.25	6.54	3.11

Methods comparison

a comparison between Chema TRIGLYCERIDES FL and a commercially available product gave the following results:

$$\begin{aligned} \text{Triglycerides Chema} &= x \\ \text{Triglycerides competitor} &= y \\ n &= 96 \end{aligned}$$

$$y = 0.9993 x - 0.614 \text{ mg/dl} \quad r^2 = 0.995$$

WASTE DISPOSAL

This product is made to be used in professional laboratories.

P501: Dispose of contents according to national/international regulations.

REFERENCES








Trinder P. - J. Clin. Path. 22, 158 (1969);
Fossati P. and Prencipe L. - Clin. Chem. 28/10, 2077-2080 (1982);
McGowan M. W., Artiss J. D., Strandbergh D. R. and Zak B. - Clin. Chem. 29/3, 538-542 (1983);
Spain M. A. and Wu A. H. B. - Clin. Chem. 32/3, 518-521 (1986);
Shephard M. D. S. and Whiting M. J. - Clin. Chem. 36/2, 325-329 (1990);
Klotzsch S. G. and McNamara J. R. - Clin. Chem. 36/9, 1605-1613 (1990);

Tietz Textbook of Clinical Chemistry, Second Edition, Bur-tis-Ashwood (1994);
H.U.Bergmeyer Ed. 3, "Methods of enzymatic analysis" vol. VIII, 12.

MANUFACTURER

Chema Diagnostica
Via Campania 2/4
60030 Monsano (AN) - ITALY - EU
phone +39 0731 605064
fax +39 0731 605672
e-mail: mail@chema.com
website: http://www.chema.com

SYMBOLS

	<i>in vitro</i> diagnostic medical device
	batch code
	catalogue number
	temperature limit
	use by date
	caution
	consult instructions for use