

LIPASE FL

| | |
|------------|-----------|
| LP F060 CH | 6 x 10 ml |
| LP F125 CH | 5 x 25 ml |

INTENDED USE

Reagent for quantitative in vitro determination of lipase in biological fluids.

SUMMARY OF TEST

Human lipase is a glycoprotein with a molecular weight of 48000 and an isoelectric point of about 5.8. For full catalytic activity and greatest specificity, the presence of bile salts and a cofactor, called colipase, is required. Lipase measurement on serum, plasma, and ascitic and pleural fluid is used to investigate pancreatic disorders, usually pancreatitis.

PRINCIPLE OF THE METHOD

The colorimetric substrate 1,2-O-Dilauryl-rac-glycero-3-glutaric acid-(6-methyl-resorufin)-ester is cleaved by pancreatic lipase and the resulting dicarboxylic acid ester is hydrolysed under the alkaline test conditions to yield the chromophore methylresorufin. The kinetic of colour formation at 580 nm is monitored and it is proportional to lipase activity in sample.

KIT COMPONENTS

For in vitro diagnostic use only.

The components of the kit are stable until expiration date on the label. Keep away from direct light sources.

LIP R1 **F060: 6 x 8 ml (liquid) blue cap**
F125: 4 x 25 ml (liquid) blue cap

Composition: Good's Buffer pH 8.0, colipase ≥ 2 mg/l, desoxycholate ≥ 1.0 mM, taurodesoxycholate ≥ 1.0 mM, calcium ions ≥ 1 mM, detergent and preservative.

LIP R2 **F060: 1 x 12 ml (liquid) red cap**
F125: 1 x 25 ml (liquid) red cap

Composition: Tartrate buffer pH 4.0, lipase substrate ≥ 0.1 mM, stabilizer and preservative.

Calibrator: **lyophilized (value on label) - 3 ml**

Store all components at 2-8°C and do not freeze.

MATERIALS REQUIRED BUT NOT SUPPLIED

Current laboratory instrumentation. Spectrophotometer UV/VIS with thermostatic cuvette holder. Automatic micropipettes. Glass or high quality polystyrene cuvettes. Saline solution.

REAGENT PREPARATION

Use separate reagents ready to use.


Stability: up to expiration date on labels at 2-8°C;

Stability since first opening of vials: use preferably within 60 days at 2-8°C.

Caution: reagent R2 is a microemulsion. Therefore, a slight apparent precipitation could occur, showing a light red deposit on the bottom of vial. It is a normal behaviour and it is recommended to resuspend solution before analysis, with a mild shaking.

PRECAUTIONS

LIP R1: It is not classified as hazardous.

LIP R2: Danger. Causes serious eye damage (H318).
Wear protective gloves. Eye protection (P280).
 IF IN EYES: Rinse cautiously with water for several minutes. Remove contact lenses, if present and easy to do. Continue rinsing (P305+P351+P338). Immediately call a doctor (P310).

Calibrator: It is not classified as hazardous.

Some commercial reagents for triglycerides, HDL and LDL determination could contain microbial lipases, whose could stick on surface of instrument plastic cuvettes. It is recommended to program a "wash" procedure before lipase determination, if a contamination is suspected. Perform the test according to the general "Good Laboratory Practice" (GLP) guidelines.

SPECIMEN

Serum, plasma heparinate.
Samples are stable 7 days at 2-8°C.

TEST PROCEDURE

| | | | |
|--|-------------|-------------|-------------|
| Wavelength: | 580 nm | | |
| Lightpath: | 1 cm | | |
| Temperature: | 37°C | | |
| dispense: | blank | calibrator | sample |
| reagent R1 | 1 ml | 1 ml | 1 ml |
| water | 20 μ l | - | - |
| calibrator | - | 20 μ l | - |
| sample | - | - | 20 μ l |
| Mix carefully (do not shake), incubate at 37°C for 5 minutes. | | | |
| dispense: | blank | calibrator | sample |
| reagent R2 | 250 μ l | 250 μ l | 250 μ l |
| Mix, execute a first reading of absorbance after 2 minute, incubating at 37°C. Perform other 2 readings at 60 seconds intervals. Calculate the $\Delta A/\text{min}$. | | | |

RESULTS CALCULATION

$$\Delta A/\text{min} = \Delta A/\text{min}_{(\text{calibrator or sample})} - \Delta A/\text{min}_{(\text{blank})}$$

serum/plasma sample:

$$\text{U/l (methylresorufin 37°C)} = \frac{\Delta A/\text{min}_{(\text{sample})}}{\Delta A/\text{min}_{(\text{calibrator})}} \times \text{Calibrator value}$$

EXPECTED VALUES

normal subjects: ≤ 60 U/l (methylresorufin 37°C)

Each laboratory should establish appropriate reference intervals related to its population.

QUALITY CONTROL AND CALIBRATION

It is suggested to perform an internal quality control. For this purpose the following human based control sera are available:

QUANTINORM CHEMA

with normal or close to normal control values

QUANTIPATH CHEMA

with pathological control values.

If required, a multiparametric, human based calibrator is available:

AUTOCAL H

Please contact Customer Care for further information.

TEST PERFORMANCE

Linearity

The method is linear up to 300 U/l.

If the limit value is exceeded, it is suggested to dilute sample 1+1 with saline solution (9 g/l) and to repeat the test, multiplying the result by 2.

Sensitivity/limit of detection (LOD)

The limit of detection is 1 U/l.

Interferences

No interference was observed by the presence of:

| | |
|---------------|-------------------|
| ascorbic acid | ≤ 50 mg/dl |
| hemoglobin | ≤ 400 mg/dl |
| bilirubin | ≤ 50 mg/dl |
| lipids | ≤ 1000 mg/dl |

Precision

| intra-assay (n=10) | mean (U/l) | SD (U/l) | CV% |
|--------------------|------------|----------|------|
| sample 1 | 60.6 | 0.54 | 0.89 |
| sample 2 | 90.4 | 0.70 | 0.77 |

| inter-assay (n=20) | mean (U/l) | SD (U/l) | CV% |
|--------------------|------------|----------|------|
| sample 1 | 59.9 | 1.76 | 2.94 |
| sample 2 | 90.3 | 1.80 | 1.99 |

Methods comparison

A comparison between Chema and a commercially available product gave the following results:

$$\begin{aligned} \text{Lipase Chema} &= y \\ \text{Lipase competitor} &= x \\ n &= 89 \\ y &= 0.93x + 0.50 \text{ U/l} \quad r^2 = 0.99 \end{aligned}$$

WASTE DISPOSAL

This product is made to be used in professional laboratories.

P501: Dispose of contents according to national/international regulations.








REFERENCES

Tietz Textbook of Clinical Chemistry, Fourth Edition, Burtis-Ashwood-Bruns (2006) 619-621
Tietz N. and Shuey DF. - Clin. Chem. 1993, 39, 746-756

MANUFACTURER

Chema Diagnostica
Via Campania 2/4
60030 Monsano (AN) - ITALY - EU
phone +39 0731 605064
fax +39 0731 605672
e-mail: mail@chema.com
website: http://www.chema.com

SYMBOLS

| | |
|---|------------------------------------|
|  | in vitro diagnostic medical device |
|  | batch code |
|  | catalogue number |
|  | temperature limit |
|  | use by date |
|  | caution |
|  | consult instructions for use |